

MAGIK  THEATRE

tomás and the library lady




**MAGIK THEATRE
ON THE ROAD!**

DIGITAL RESOURCE GUIDE

Adapted by José Cruz González. From the book by Pat Mora.



TABLE OF CONTENTS

- **Introduction to the Play.....** Page 1
- **Meet the Cast.....** Page 2
- **Read Along Video.....** Page 3
- **English, German, and Spanish! Oh My!.....** Page 4
- **The Science of Dreams and Nightmares.....** Page 5
- **The Real Life Tomás Rivera.....** Pages 6-7 
- **Discussion Questions.....** Page 8
- **Ways to Stay Connected.....** Page 9
- **TEKS Charts.....**Pages 10-11



Scan this QR code to see a digital copy of this resource guide.

SHOW SYNOPSIS



The people who made this production possible.

CAST

Actor 1: Lorenzo Mireles

Actor 2: Clarissa Ramos

CREATIVE TEAM

Playwright: José Cruz González

Director: Anthony Runfola

Set Designer: Holly Windingstad

Costume Designer: Holly Windingstad

PRODUCTION TEAM

Artistic Director: Anthony Runfola

Production Manager: Devon Moreno

Tour Stage Manager: Bri Cuellar

Technical Director: Pat Smith

Assistant Technical Director: Chris Boneta

Properties Manager: Lucian Hernandez

Audio Engineer: Zachary Walsh

Lighting Supervisor: Thaddeus Morris

Costume Shop Manager: Sarah Steele

ABOUT TOMÁS AND THE LIBRARY LADY!

Adapted by José Cruz González.
From the book by Pat Mora.

Based on the inspiring true story of Tomás Rivera and the beloved book by Pat Mora, *Tomás and the Library Lady* is a celebration of stories, reading, and imagination.

Tomás, a native Texan born in Crystal City and the son of migrant farm workers, meets a kind librarian who introduces him to the transformative power of books. This is the story of author and educator Tomás Rivera, who became the first Mexican-American Chancellor in the University of California system.



MEET THE CAST



Meet the cast that is bringing the story of *Tomás and the Library Lady* to life on the Magik Theatre stage!



Lorenzo Mireles
Tomás, 'Apá, and Papá Grande



Clarissa Ramos
Library Lady, Nightmare Teacher,
'Amá, and Enrique




READ ALONG!

Follow this link to watch a read-along video of the *Tomás and the Library Lady* storybook, which inspired our play, from Library of Rochambeaux



<https://www.youtube.com/watch?v=bnd85MprFmE>



ENGLISH, GERMAN, AND SPANISH! OH MY!

In the play *Tomás and the Library Lady*, we see three different languages: **English**, **German**, and **Spanish**. Follow the instructions below to play a game of charades that utilizes these three languages!

DIRECTIONS: Charades is a game where one player is given a word that they must use their body language only to describe so the other players can try and guess what the word is. In this version of the game, we suggest putting the vocabulary words in a visible place for all to see.



Using this list, invite a student to act out one of the words from the list without telling their classmates. The person guessing should make their guess in German or Spanish. Once someone guesses correctly, they will then take the place of the person acting out the word, and a new round will begin. Play this game until all of the words on the board have been used!



ENGLISH

Library
Farm
Book
Water
Dinosaur
Family
Bird
Good Afternoon
Sweet bread
Goodbye



SPANISH

Biblioteca
Granja
Libro
Agua
Dinosaurio
Familia
Pájaro
Buenas tardes
Pan dulce
Adiós



GERMAN

Bibliothek
Bauernhof
Buch
Wasser
Dinosaurier
Familie
Vogel
Guten Abend
Süßes Brot
(Züü-ses Broht)
Auf Wiedersehen

THE SCIENCE OF DREAMS & NIGHTMARES

When we sleep, we often experience dreams or sometimes a dreaded nightmare. Scientists have debated on why exactly humans dream but have come to several possible explanations.

Dreams may help build memory, process emotion, or are incidental by-products of sleep. Since dreams are still being studied to this day, **talk with a partner or group and hypothesize what you think the purpose of dreams is!**

Check out the following video for more information on dreams and nightmares!



<https://www.youtube.com/watch?v=XK4yjmApcHo>

Extension Activity: Using the following prompts have your students either individually or in groups, create a scene using pantomime either depicting a dream or a nightmare. **Pantomime** is where you use mime or gestures to tell a story.

Possible Prompts:

- "You've won the lottery!"
- "You've gained the ability to fly!"
- "Ghosts!"
- "Teeth are falling out!"
- "You can't run!"
- "You discover you have a superpower!"



THE REAL LIFE TOMÁS RIVERA

The story of *Tomás and the Library Lady* is based on the real-life story of **Tomás Rivera**. Tomás was a Scholar, Author, and Poet who achieved great educational goals despite the cultural obstacles he faced. Follow the timeline below to look at the life of Tomás Rivera.



Tomás was born in Crystal City, Texas.

1935



He began writing at the age of 12.

1947

He worked as a field laborer with his family until 1956, often missing school due to the overlapping work season.

1956

Tomás graduated with a degree in English from Southwest Texas State University (Now known as Texas State University).

1958

He taught English and Spanish at secondary schools around the state of Texas.

1957 - 1965



Tomás graduated with a PhD in Romance Languages and Literature from the University of Oklahoma.

1969

Tomás became a professor of Spanish at UTSA and became the first recipient of the prestigious Quinto Sol Literary Award.

1971

UTSA

The University of Texas at San Antonio

In 1973, he was appointed an associate dean and in 1975 became a vice president of UTSA.

1973 - 1975



Tomás left UTSA to become executive vice president at UT El Paso.

1978

Tomás became the chancellor of the University of California, Riverside, **the first Mexican-American to hold such a position at the University of California.**

1979



From 1979 until his death in 1984, he was the chancellor of the University of California, Riverside.

1979 - 1984

Extension Activity: On a piece of paper or using the template on the page, create a timeline of your own life starting from when you were born to the present day, and then outline your future goals!

MY TIMELINE

Using the template below, create a timeline of your own life starting from when you were born to the present day, and then outline your future goals!

The timeline template consists of three rows of boxes, each row containing four boxes. Each box is divided into two horizontal sections: a larger top section and a smaller bottom section. A central horizontal line with four dots (one in each column) runs through the middle of the boxes, serving as a timeline axis. The boxes are intended for users to write about their life events and future goals.

DISCUSSION QUESTIONS



A Q+A or brief discussion will take place immediately following the performance.

At the end of the show, the cast will have some time to ask the audience a couple of questions about the show. They may also have time to answer a few questions from the audience too!

Some questions you may hear are...

- In the show, Tomás takes a big journey from Texas to Iowa. **Have you or someone you know ever made a big move or traveled somewhere far? What was the journey like, and what did you learn from the experience?**
- Just like the Library Lady helps Tomás learn to read, we all have someone in our lives who has helped us learn something new. **Can you think of a person who has taught you an important skill or lesson? What did they teach you, and how did it help you?**
- Empathy is the ability to practice and share the feelings of others. And it is through empathy that we are able to practice understanding others. **What are the ways you show care for yourself and others?**



Our actors, unfortunately, aren't able to answer everyone's questions but if you have questions you'd like to ask about the show, like how or why we did something, feel free to write us a letter or draw us a picture. We always do our best to write back!

Our Address is: 420 S. Alamo Street, San Antonio, Texas, 78205

WAYS TO STAY CONNECTED!

Magik Theatre's mission is to create theatrical experiences that ignite imagination, spark curiosity, inspire empathy, and foster a lifetime love of learning in young people.

HOW TO BOOK A TOUR SHOW OR WORKSHOP AT YOUR SCHOOL:

Email info@magiktheatre.org or call (210) 227-2751.

Bring the magic of the theatre into your classroom by signing up for a cross-curricular creative drama workshop! Workshops are available throughout the school day, Monday to Friday, and each workshop runs 45 minutes to 1 hour. All workshops can be booked independently or as an add-on to a field trip or tour.

Learn more at magiktheatre.org or scan the QR code!



Support us through the State Employee and Charitable Campaign and the Local Employee Charitable Campaign by United Way of Bexar County.

8058 Magik Theatre (local)
413031 Magik Theatre (state)

Office Hours

Monday - Friday
9 am - 5 pm

Magik Theatre
420 S Alamo St
San Antonio, TX 78205

TEKS REFERENCES:

<https://tea.texas.gov/academics/curriculum-standards/teks/texas-essential-knowledge-and-skills>

ADDITIONAL RESOURCES:

<https://celebratedyslexia.org/>



Stay connected with the latest!
Follow us on our social media



@themagiktheatre



TEKS & INTEGRATION CHARTS


Activity Name: English, German, and Spanish! Oh My! (pg. 3)

TEKS:

	ELA	Theatre	Spanish
1st	1.(A), 6.(H-I), 7.(E),	1.(A), 2.(A), 3.(A-D)	1.(A), 6.(H-I), 7.(E),
2nd	1.(A), 6.(H-I), 7.(E),	1.(A), 2.(A), 3.(A-D)	1.(A), 6.(H-I), 7.(E),
3rd	1.(A), 6.(H-I), 7.(E),	1.(A), 2.(A), 3.(A-D)	1.(A), 6.(H-I), 7.(E),
4th	1.(A), 6.(H-I), 7.(E)	1.(A), 2.(A), 3.(A-D)	1.(A), 6.(H-I), 7.(E)
5th	1.(A), 6.(H-I), 7.(E)	1.(A), 2.(A), 3.(A-D)	1.(A), 6.(H-I), 7.(E)

Activity Name: The Science of Dreams and Nightmares (pg. 5)

TEKS:

	Theatre	Science
1st	1.(A), 2.(A), 3.(A-D)	1.(A-B)
2nd	1.(A), 2.(A), 3.(A-D)	1.(A-B) 
3rd	1.(A), 2.(A-B), 3.(A-D)	1.(A-B)
4th	1.(A), 2.(A,C), 3.(A-D)	1.(A-B)
5th	1.(A), 2.(A,C), 3.(A-D)	1.(A-B)

Additional Resource: [Dreams: Why They Happen & What They Mean](#)

TEKS & INTEGRATION CHARTS

Activity Name: The Real Life Tomás Rivera (pg. 6-7)

TEKS:

	ELA	Social Studies
1st	1.(A), 6.(H-I), 7.(E),	16.(A,D), 17.(A,C-D)
2nd	1.(A), 6.(H-I), 7.(E),	2.(B), 16.(A,D), 17.(A,C-D)
3rd	1.(A), 6.(H-I), 7.(E),	1.(A-C), 2.(B), 16.(A,D), 17.(A C-D)
4th	1.(A), 6.(H-I), 7.(E)	19.(C)
5th	1.(A), 6.(H-I), 7.(E)	-

If you enjoyed this Digital Resource Guide, please [**click here**](#) to complete our survey regarding this educational resource or scan the QR code. We appreciate your time and feedback as we aim to be aware of opportunities to enhance our services and better serve our community.

