

MAGIK THEATRE

elephant & piggie's we are in a play!



DIGITAL RESOURCE GUIDE





DIGITAL RESOURCE GUIDE IN
PARTNERSHIP WITH:



Book and Lyrics by Mo Willems. Music by Deborah Wicks La Puma. Based on the books by Mo Willems.



TABLE OF CONTENTS

- **Introduction to the Musical.....** Page 1
- **Meet the Cast.....** Page 2
- **Animal Trivia.....** Pages 3-4 
- **Butterflies at Hemisfair Coloring Page.....** Page 5 
- **Urban Wildlife: Squirrels!.....** Pages 6-8 
- **How to Make Friendship Bracelets.....** Page 9
- **How to Make Ice Cream at Home.....** Page 10
- **A Party with Elephant and Piggie.....** Pages 11-12 
- **Discussion Questions.....** Page 13
- **Ways to Stay Connected.....** Page 14
- **TEKS Charts.....**Pages 15-17

SHOW SYNOPSIS



The people who made this production possible.

CAST

Gerald: Ethan Hart
Piggie: Sami Serrano
Squirrelle #1: Lexie Williams
Squirrelle #2: Hannah Rodriguez
Squirrelle #3: Amy Bouquet
Gerald Understudy/Standby: Cary Farrow IV
Piggie Understudy/Standby: Rosa Gardner
Squirrelle Understudy/Standby: Lucero Garcia
Squirrelle Understudy/Standby: Amy Abrigo

CREATIVE TEAM

Director: Jenny Lavery
Music Director: Sarah Bailey
Choreographer: Tanesha Payne
Assistant Choreographer: Justis Tijerina
Set & Lighting Designer: Katherine Stepanek
Costume Designer: Stormie Brennan
Sound Designer: Zach Walsh

PRODUCTION TEAM

Production Manager: Devon Moreno
Stage Manager: Kelsey Nelson
Technical Director: Pat Smith
Assistant Technical Director: Christopher Boneta
Properties Manager: Lucian Hernandez

Audio Engineer: Zach Walsh
Lighting Supervisor: Thaddeus Morris
Costume Shop Manager: Sarah Steele
American Sign Language Interpreter: Robert Cardoza

ABOUT ELEPHANT & PIGGIE'S "WE ARE IN A PLAY!"

Based on the Elephant & Piggie books by Mo Willems
Published by Hyperion Books for Children
Music by Deborah Wicks La Puma

February 1 – March 23, 2025

Grab your "bestus" friends and join Elephant and Piggie, the dynamic duo from Mo Willems' award-winning, best-selling children's books, in a rollicking musical adventure, *Elephant & Piggie's "We Are in a Play!"* An elephant named Gerald and a pig named Piggie are best friends, but Gerald worries that something could go wrong that would end their friendship. Piggie is not worried at all. She's even happier and more excited than usual. That's because she and Gerald are invited to a party hosted by the Squirrelles, three singing squirrels who love to have a good time. And so begins a day when anything is possible.



MEET THE CAST



Meet the cast that is bringing the story of *Elephant & Piggie's "We Are in a Play!"* to life on the Magik Theatre stage!



Ethan Hart
Gerald



Sami Serrano
Piggie



Lexie Williams
Squirrelle #1



Hannah Rodriguez
Squirrelle #2



Amy Bouquet
Squirrelle #3



Cary Farrow IV
Understudy: Gerald



Rosa Gardner
Understudy: Piggie




Lucero Garcia
Understudy: Squirrelle



Amy Abrigo
Understudy: Squirrelle

ANIMAL TRIVIA



Directions: Using the questions below, quiz a friend on different animal facts! Every correct answer equals one point. The person with the most points wins!

Note: Answers are on the next page.

Questions:

1

What is the tallest animal in the world?

2

What bird can fly backwards?

3

Which animal never sleeps?

4

How many years can a snail sleep?

5

Can dogs see the color red?

6

What is the tallest species of penguin?

7

What color is a polar bears skin?

8

How many hearts does an octopus have?

9


How many eyes does a honeybee have?

10

How high can penguins jump?





ANIMAL TRIVIA



Answer Sheet

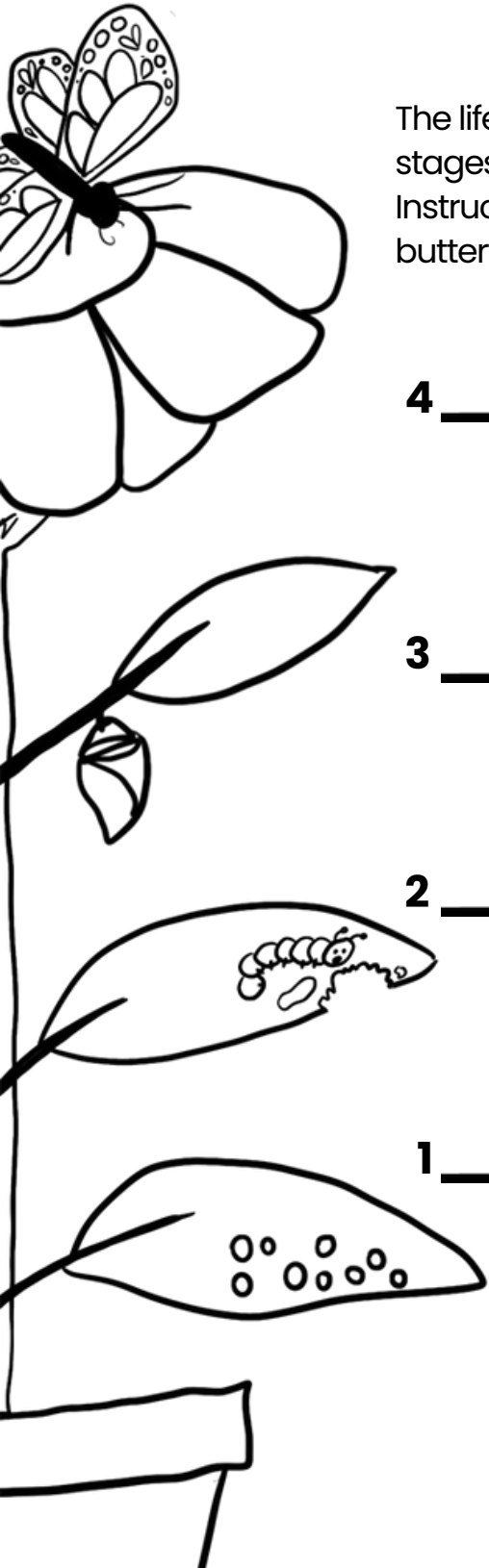
Questions:

- 1** What is the tallest animal in the world?
A giraffe
- 2** What bird can fly backwards?
A hummingbird
- 3** Which animal never sleeps?
A bullfrog
- 4** How many years can a snail sleep?
3 years
- 5** Can dogs see the color red?
No, dogs can only perceive the colors yellow and blue.
- 6** What is the tallest species of penguin?
Emperor penguins
- 7** What color is a polar bears skin?
Black
- 8** How many hearts does an octopus have?
Three
- 9** How many eyes does a honeybee have?
Five
- 10** How high can penguins jump?
9 feet



BUTTERFLIES AT HEMISFAIR

We meet many different animals in our show! Color the butterflies below based on what you see around Magik Theatre and learn about the life cycle of the butterfly!



The life cycle of a butterfly has four stages: Egg, Larva, Pupa, Butterfly.
Instructions: Label the stages of the butterfly's life cycle.

4 _____

3 _____

2 _____

1 _____



URBAN WILDLIFE: SQUIRRELS!

Observation at Magik!

In *Elephant & Piggie's "We Are in a Play!"*, we see the Squirrelles dance and hear them sing! You may be able to watch squirrels off the stage around our city, and even around Magik Theatre in Hemisfair's parks! Due to **urbanization**, or the increase in human population and development, squirrels have been faced with new challenges that urban environments pose. Let's take a closer look at how squirrels thrive as urban wildlife!



NEW THINGS TO CLIMB!

One key adaptation is squirrels' ability to exploit human-made structures such as buildings, bridges, and power lines as pathways for travel and nesting sites.

Let's Observe:

What do you see squirrels climbing on? What types of human made materials do you think would be easier or more difficult for squirrels to climb on? Why?

Record your findings below! 

AW NUTS!

Another adaptation is squirrels' ability to exploit non-traditional food sources such as discarded food items or bird feeders found in parks or residential areas. Their small hands and sharp teeth help them to open discarded food containers, climb into garbage cans, as well as chew through plastic packaging! They are also highly opportunistic feeders and will adjust their diet based on what is available at any given time.

Let's Observe:

What do you notice the squirrels around you eating? Do you think this food source existed in their natural woodland environment or is it a food source created by humans?

Record your findings below! 

URBAN WILDLIFE: SQUIRRELS!

WATCH OUT!

Squirrels have also learned to modify their behavior to avoid human hazards. New urban environments bring new dangers to navigate. Cars are a major threat, and squirrels have learned to be sensitive to the sound of oncoming vehicles.

Although urban squirrels may seem more friendly to humans, they generally avoid close contact. They also face the threat of domestic dogs and cats as additional predators to watch out for.

Let's Observe:

What strategies do squirrels use to stay safe?

After observing our urban wildlife friends, circle the below survival strategies that you notice squirrels practicing!



Communicating
with other
squirrels

Telling
predators a joke
to make them
laugh and
distract them

dressing up in
different
disguises

climbing high
out of reach of
humans and
dogs



staying
alert

singing
loudly for
all to hear




These adaptations demonstrate not only squirrels' resilience but also their intelligence in navigating new environmental challenges presented by an increasingly urbanized world.


Note: Answers are on the next page.

URBAN WILDLIFE: SQUIRRELS!


WATCH OUT! Answer Sheet




Communicating
with other
squirrels



Telling
predators a joke
to make them
laugh and
distract them




dressing up in
different
disguises



climbing high
out of reach of
humans and
dogs



staying
alert



singing
loudly for
all to hear



HOW TO MAKE FRIENDSHIP BRACELETS

Elephant and Piggie are the best of friends and they love showing their friendship in fun ways—now you can too! Follow these simple steps to make your own friendship bracelet.ctions below to make a friendship bracelet to show off your friendships!

WHAT YOU'LL NEED:

- Embroidery floss/thin yarn
- Scissors
- Tape or pins/safety pins



Step 1: Measure & Cut

Cut a piece of floss/yarn about 30 inches long (from your fingertips to your shoulder).

Step 2: Choose Your Strands

Use six strands to start—it's easier to keep track of!

Step 3: Begin Your Bracelet

- Tie a knot at one end of your strands.
- Tape or pin it to a flat surface.
- Braid about 3 inches down, then tie another knot.

Step 4: Knotting the Bracelet



- Arrange your strands in the order you like.
- Take the first strand and loop it over and then under the second strand.
- Pull the first strand up toward the top knot (but not too tight!).
- Repeat the knot once more on the same strand.
- Move to the next strand and repeat until you've knotted across the bracelet.
- Start again from the left and continue knotting until your bracelet is 3–4 inches long.

Step 5: Finishing the Bracelet

- Tie a knot at the end of the knotted section.
- Braid another 3 inches and tie one last knot.
- Trim the extra floss/yarn.

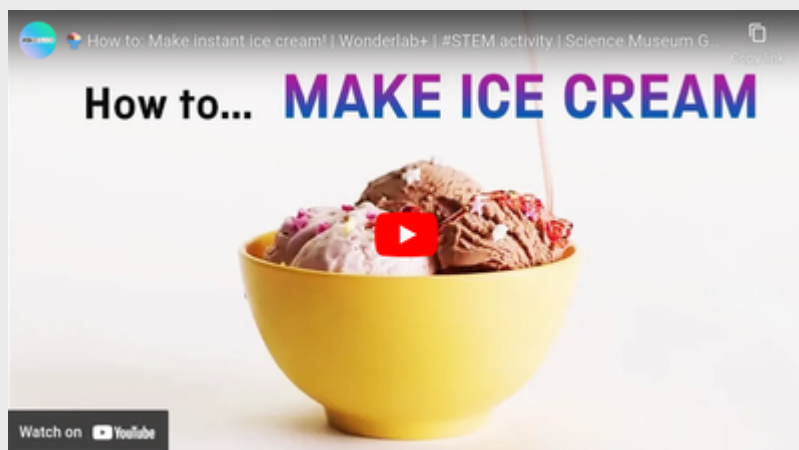
Now your friendship bracelet is ready to wear or share! ❤️

For more details and photos, check out [Instructables Tutorial](#)




HOW TO MAKE ICE CREAM AT HOME

Ice cream is a frozen dessert that is typically made from sweetened and flavored milk or cream. It is typically made in a machine called a churn. However, through the magic of science you can make ice cream at home in a bag! Follow the video below to find out how!



https://www.youtube.com/watch?v=nU2tIAB7_8



HOW IT WORKS:

Pure water freezes at 0 degrees Celsius. Add salt and the freezing point drops by a few degrees. When you add salt to the ice in the outer bag, the ice (at 0°C) is now above its freezing point – so it begins to melt.

Melting requires energy, and in this case that energy comes from the flavoured milk mixture in the inner bag. Ice crystals start to grow in-between the tiny globules of fat in the milk and bubbles of air, causing the milk to freeze and change state from a liquid to a solid.



Additional Ice Cream Recipe:

<https://houseofnasheats.com/ice-cream-in-a-bag/>

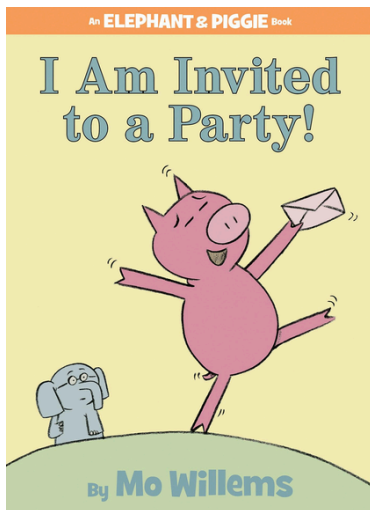


A PARTY WITH ELEPHANT AND PIGGIE!

Using the cutouts in the next page and prompt below, create a scene with a partner about Elephant and Piggie!

Prompt: Elephant and Piggie have been invited to a party hosted by the Squirrelles. The duo is so excited for the party but don't know what to wear!


With your partner create a scene where Elephant and Piggie work together to figure out what to wear to the party.



Extension Activity: Use the link [here](#) to learn more about **vaudeville** which is the style of the show *Elephant and Piggie's "We Are in a Play!"*



✂️ Cutouts are in the next page!

A PARTY WITH ELEPHANT AND PIGGIE!



Directions:

1. Choose and cut around the shape of your character's head
2. Color and decorate your headband!
3. Ask a grown-up to help measure your head with the paper strip and staple the paper accordingly.
4. Wear your fabulous new headband!



DISCUSSION QUESTIONS



A Q+A or brief discussion will take place immediately following the performance.

At the end of the show, please remain seated as the cast will lead the audience through a talk back. Talk backs provide a further shared experience about the themes woven throughout the show.

Some questions you may hear are...

- Elephant and Piggie are best friends who love to do everything together!
What is something you like to do with your friends?
- Piggie is nervous to go to the Squirrelle's party because she's never been to a party before. **Have you ever been nervous about trying something new?**
- Elephant and Piggie have a big argument after Elephant accidentally breaks Piggie's toy. **Have you ever disagreed with a friend before? What did you do to come to a solution?**
- Sometimes we say things to a friend that we don't mean and this can hurt their feelings. **How would you approach a friend who's feelings you may have hurt?**



Think about some questions you'd like to ask about the show, like how or why we did something! We will give you the opportunity to ask some of those questions.

At Magik Theatre we seek to not only provide amazing theatrical experiences but also to educate about the artistic medium of theatre to our audiences. We look forward to seeing you at the theatre!

WAYS TO STAY CONNECTED!

Magik Theatre's mission is to create theatrical experiences that ignite imagination, spark curiosity, inspire empathy, and foster a lifetime love of learning in young people.

QUESTIONS?

How to book a field trip or tour:

Email info@magiktheatre.org.

Call (210) 227-2751.

Support us through the State Employee and Charitable Campaign and the Local Employee Charitable Campaign by United Way of Bexar County.

8058 Magik Theatre (local)

413031 Magik Theatre (state)

TEKS REFERENCES:

<https://tea.texas.gov/academics/curriculum-standards/teks/texas-essential-knowledge-and-skills>

Office Hours

Monday – Friday

9 am – 5 pm

magiktheatre.org

Magik Theatre

420 S Alamo St

San Antonio, TX 78205

Stay connected with the latest!

Follow us on our social media



@themagiktheatre



TEKS & INTEGRATION CHARTS

Activity Name: Animal Trivia (pg. 3)

TEKS:

	Science	ELA
1st	13.(A)	6.(C), 7.(E)
2nd	13.(B)	6.(C), 7.(E)
3rd	13.(A)	6.(C), 7.(E)
4th	13.(B)	6.(C), 7.(E)
5th	13.(A)	6.(C), 7.(E)

Activity Name: Butterflies at Hemisfair (pg. 5)

TEKS:

	Science	Art	ELA
1st	13.(A)	2.(B), 4.(C)	6.(C), 7.(E)
2nd	13.(B)	2.(B), 4.(C)	6.(C), 7.(E)
3rd	13.(A)	2.(B), 4.(C)	6.(C), 7.(E)
4th	13.(B)	2.(B), 4.(C)	6.(C), 7.(E)
5th	13.(A)	2.(B), 4.(C)	6.(C), 7.(E)

If you enjoyed this Digital Resource Guide, please [**click here**](#) to complete our survey regarding this educational resource or scan the QR code. We appreciate your time and feedback as we aim to be aware of opportunities to enhance our services and better serve our community.



TEKS & INTEGRATION CHARTS

Activity Name: Urban Wildlife: Squirrels! (pg. 6)

TEKS:

	Science
1st	b.(1.(A, E, F) 5.(F, G) 13.(A))
2nd	b.(1.(A, E, F) 5.(F, G) 12.(A, B) 13.(B))
3rd	b.(1.(A, E) 5.(F, G) 13.(A))
4th	b.(1.(A, E) 5.(F, G))
5th	b.(1.(A, E) 5.(F, G))

Activity Name: How to Make Friendship Bracelets (pg. 9)

TEKS:

	Art	Other
1st	2.(B), 4.(C)	2.(C-D), 3.(C)
2nd	2.(B), 4.(C)	2.(C-D), 3.(C)
3rd	2.(B), 4.(C)	2.(C-D), 3.(B)
4th	2.(B), 4.(C)	2.(C-D), 3.(B)
5th	2.(B), 4.(C)	2.(C-D), 3.(B)

If you enjoyed this Digital Resource Guide, please [**click here**](#) to complete our survey regarding this educational resource or scan the QR code. We appreciate your time and feedback as we aim to be aware of opportunities to enhance our services and better serve our community.



TEKS & INTEGRATION CHARTS

Activity Name: How to Make Ice Cream at Home (pg. 10)

TEKS:

	Science
1st	1.(A-F), 2.(A-D), 6.(A-B)
2nd	1.(A-F), 2.(A-D), 6.(A-B)
3rd	1.(A-F), 2.(A-D), 6.(A-B)
4th	1.(A-F), 2.(A-D), 6.(A-B)
5th	1.(A-F), 2.(A-D), 6.(A-B)

Activity Name: A Party with Elephant and Piggie! (pg. 11)

TEKS:

	Theatre	Art
1st	1.(A), 2.(A-B), 3.(A-D)	2.(B), 4.(C)
2nd	1.(A), 2.(A-B), 3.(A-D)	2.(B), 4.(C)
3rd	1.(A), 2.(A-B), 3.(A-D)	2.(B), 4.(C)
4th	1.(A), 2.(A-B), 3.(A-D)	2.(B), 4.(C)
5th	1.(A), 2.(A-B), 3.(A-D)	2.(B), 4.(C)

ELEPHANT & PIGGIE'S "WE ARE IN A PLAY"
IS MADE POSSIBLE IN PART BY
A GENEROUS GRANT FROM
THE EDAREN FOUNDATION.

DIGITAL RESOURCE GUIDE IN
PARTNERSHIP WITH:

