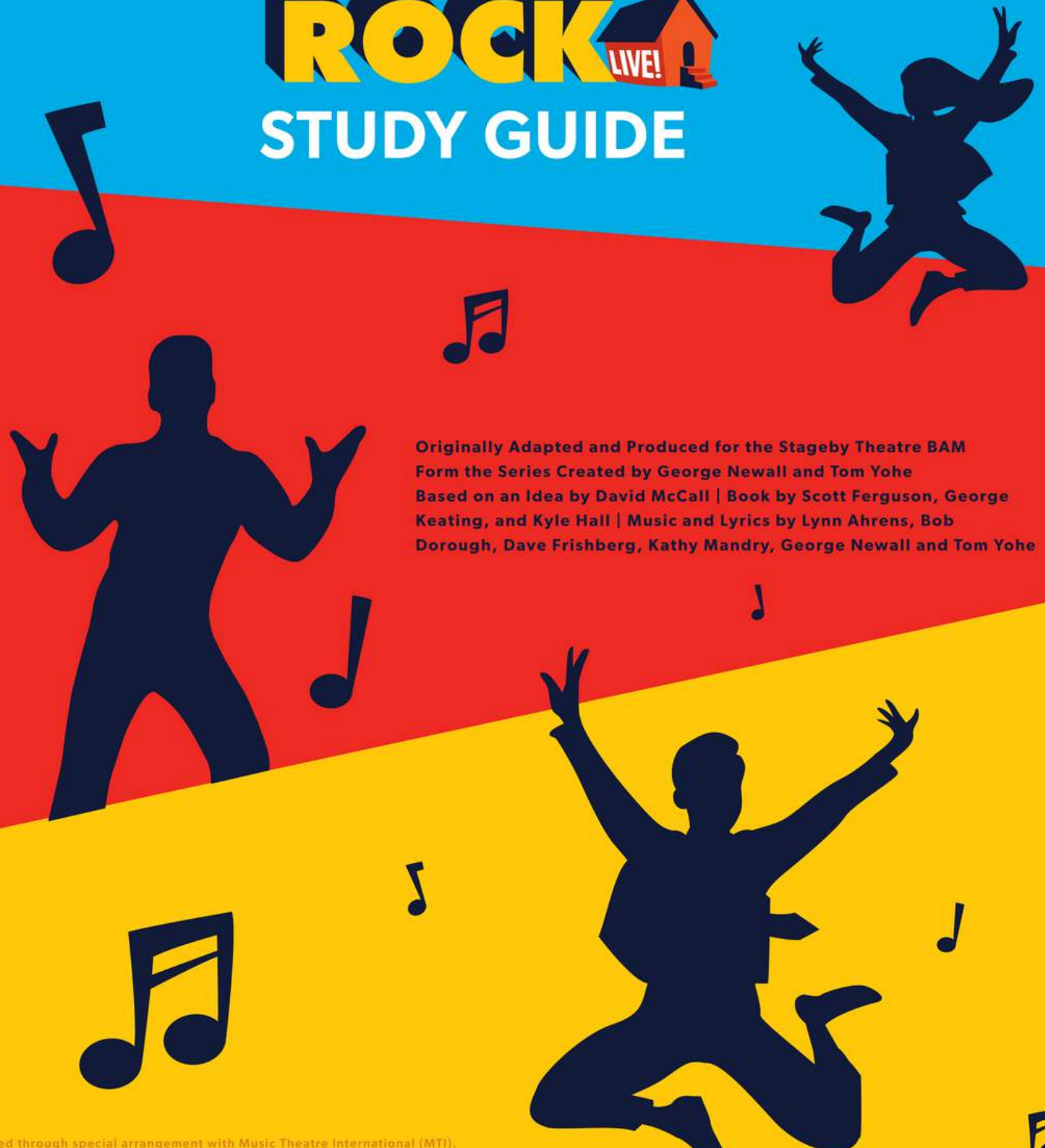


SCHOOL HOUSE ROCK

STUDY GUIDE



Originally Adapted and Produced for the Stage by Theatre BAM
From the Series Created by George Newall and Tom Yohe
Based on an Idea by David McCall | Book by Scott Ferguson, George
Keating, and Kyle Hall | Music and Lyrics by Lynn Ahrens, Bob
Dorough, Dave Frishberg, Kathy Mandry, George Newall and Tom Yohe

TABLE OF CONTENTS

1	Meet the Team Synopsis
2	Meet our Schoolhouse Rock Gang!
3	Happy 50th Schoolhouse Rock!
4	History of the Show
5-6	History Rocks!
7	Social Studies Rocks!
8	P.E. Rocks, Let's Dance!
9	Science Rocks!
10	Planets are out of this World!
11	Writing Rocks!
12	Art Rocks!
13	Talk Back Rock!
14	Reading Rocks!
15	Ways to Stay Connected

MEET THE TEAM



The people who made this production possible.

CAST

Tom: Ian Eller

Dori: Alyssa Dossett

Dina: Rosa Gardner

Shulie: Alaia Adriana

George: Digger Howard

Swing: Izabella Montes

PRODUCTION TEAM

Stage Manager: Alyssa Snow

Technical Director: Pat Smith

Assistant Technical Director: Chris Boneta

Properties Manager: Lucian Hernandez

Audio Engineer: Zachary Walsh

Lighting Supervisor: Thaddeus Morris

Wardrobe Supervisor: Sarah Steele

American Sign Language Interpreter: Robert Cardoza

CREATIVE TEAM

Directed by: Anthony Runfola

Choreographer: Molly Lajoie

Music Director: Jaime Ramirez

Scenic Designer: Holly Windingstad

Costume Designer: Stormie Brennan

Lighting Designer: Tim Monson

Associate Lighting Designer: Bill Rios

Sound Designer: Joe Villanueva

Projection Designer: Anthony Runfola

ABOUT SCHOOLHOUSE ROCK LIVE!

Originally Adapted and Produced for the Stage by Theatre BAM

From the Series Created by George Newall and Tom Yohe

Based on an Idea by David McCall

Book by Scott Ferguson, George Keating, and Kyle Hall

Music & Lyrics by Lynn Ahrens, Bob Dorough, Dave Frishberg, Kathy Mandry, George Newall, and Tom Yohe

April 15 - June 4

SYNOPSIS

Schoolhouse Rock Live! follows Tom, a school teacher, who is nervous about his first day of teaching. He tries to relax by watching his favorite show on TV, *Schoolhouse Rock* and is amazed when the show comes to life on stage.

With classic songs such as "Just a Bill," "Interjections," and "Conjunction Junction" performed by the *Schoolhouse Rock* gang, Tom realizes just how FUN learning can be!

MEET OUR SCHOOLHOUSE ROCK GANG!



Ian Eller as Tom



Alyssa Dossett as Dori



Rosa Gardner as Dina



Alaia Adriana as Shulie




Digger Howard as George




Izabella Montes, Swing

HAPPY BIRTHDAY SCHOOLHOUSE ROCK!



Schoolhouse Rock's TV Show premiered in 1973, that was 50 years ago!

HISTORY OF THE SHOW



The original *Schoolhouse Rock* television series was the brainchild of an advertising executive named David McCall, who noticed his son could remember all the words to popular songs on the radio, but could not remember the multiplication tables. He reasoned that if important educational information was coupled with exciting animation and catchy music, children would be able to learn and remember it.

From this simple idea, *Schoolhouse Rock* was born and quickly adopted by ABC-TV which broadcast the series on Saturday mornings from 1973 to 1985.

Fifty years, 41 songs, and four Emmy Awards later, those of us who grew up with Multiplication Rock, America Rock, Science Rock, and Grammar Rock can still sing the Preamble to the U.S. Constitution and know that "and," "but," and "or" all belong in "Conjunction Junction."

Enjoy this sing-along video of *I'm Just a Bill* with Jason Biggs and Jenny Mollen, celebrating *Schoolhouse Rock's* 50th Birthday!



www.youtube.com/watch?v=WzTzxdxKyM8



TEKS

ELA (K-5).1.A

THR (K-5).5.A

THR (3-5).4.A

HISTORY ROCKS!

In the show, the *Schoolhouse Rock* gang lead Tom through songs about some pretty significant parts of history.

Did you know!? Before the Women's Suffrage law was passed in 1920, women did not have the right to vote in local or National Elections. **Say What???** That would never fly these days.

Take a Look at some of these influential women leaders:



Lillie Devereux Blake was an American Woman Suffragist and reformer. Known for sailing past the statue of liberty with 200 women with signs that read, "American Women have no liberty."
Oct. 28th 1886.



Elizabeth Cady Stanton helped organize the first convention regarding women's rights in the United States in 1848.



Soujourner Truth was a women and civil rights activist, known for giving the first speech at a convention that addressed both gender and discrimination. Her speech is remembered as one of the greatest speeches of the women's rights era.

TEKS

ESS (K-3).2B | SS 1.12B, 2.10B, 3.9B

THE PREAMBLE

The Preamble was established by the founders of our Country and is still used today!

Courts have referred to it as reliable evidence of the Founding Fathers' intentions regarding the Constitution's meaning and what they hoped the Constitution would achieve.

Take a Look! --->

Preamble to the Constitution

"We the **PEOPLE**, in order to form a **MORE PERFECT UNION**, establish **JUSTICE**, insure domestic **TRANQUILITY**, provide for the common defense, promote the general **WELFARE**, and secure the blessings of **LIBERTY** to ourselves and our **POSTERITY**, do ordain and establish this **CONSTITUTION** for the **UNITED STATES** of America."

HISTORY ROCKS! CONTINUED...

ACTIVITY

Our founders got together to write this.

Now **YOU** 🤝 get together in groups and make your own version!

"We the **(noun)** in order to form a **(noun)**, establish **(noun)**, insure **(noun)**, provide for the **(noun)**, promote the **(noun)**, and secure the blessings of **(noun)** to ourselves and our **(noun)**, do ordain and establish this **(noun)** for the United states of **(noun)**."



A large, blank, aged, yellowish-brown paper scroll with a torn top edge and a horizontal line for writing. The scroll is centered on the page and occupies most of the middle section. It has a textured, slightly wrinkled appearance. There are five horizontal lines drawn across the center of the scroll, providing space for writing.

SOCIAL STUDIES ROCKS!

TEKS

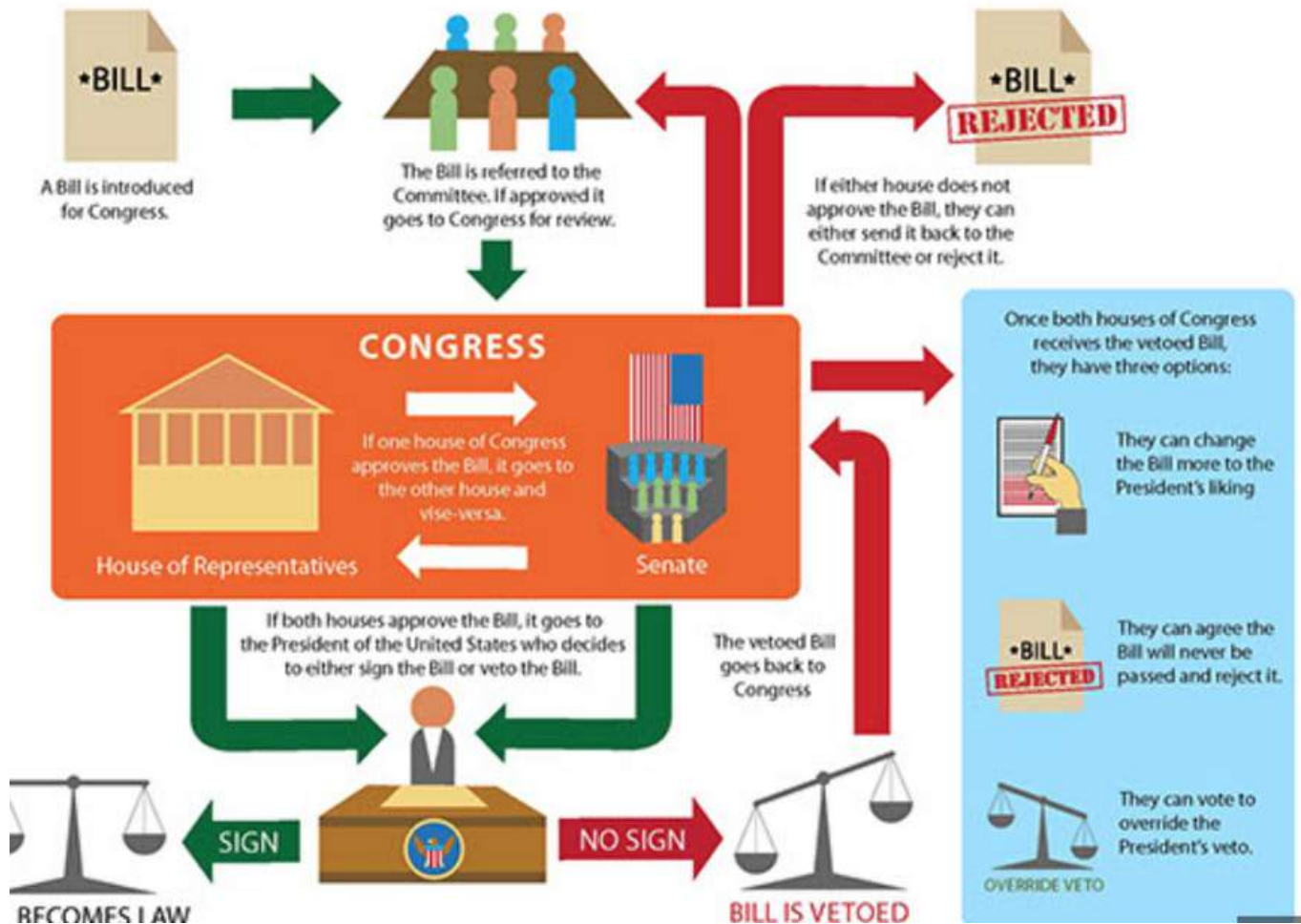
ELA (K-5).1B | ELA (K-5).1C | SS K.7A, 1.10A, 2.10B, 3.8A



"Hey there people! I'm Bill! My dream is to one day become a law! Follow and discuss the flowchart and watch my journey through congress...."

- Before I was a Bill, I was an idea people had.
- Bills, like me, go on a long journey before they are signed by the President and become Laws.
- Laws are a lot like rules. We all have rules to follow whether you are younger or older and there are different rules for different places like home and school. Rules serve us by keeping us safe and providing stability.

How a Bill Becomes a Law



Now It's Your Turn!

What IDEA do YOU have for a new rule for your class?
Think of ways to make your classroom safer, better utilized, or ways to make it more kind.

Answer these questions:

- What is your rule?
- Why do you think that should be a rule?
- How would it benefit your classroom?

Share with your class and start thinking BIG about how to make the world a better place. Who knows, maybe someday you'll draft a Bill just like me and create laws!

P.E. ROCKS!

Time to MOVE our Bodies!

Get your circulatory system working with Rosa and Alyssa, two members of our Schoolhouse Rock gang! Press play and watch Rosa and Alyssa as they lead you all through a short physical warm-up and teach some movements from the famous Schoolhouse Rock song, Circulation! Learning these moves will help you join in on the fun during the show!

Enjoy the video, practice your moves, and show them off when you come to the theatre!
We can't wait to see you all soon!



<https://youtu.be/yzZV6ocWW6o>

TEKS

PE (K-5).4A

PE (K-5).8A

SCI (K-5).3C

SCI (K-5).5F

SCIENCE ROCKS!

Science Experiment Time! Gather Materials and Watch Gravity Work!

In the show, the characters sing about gravity!

GRAVITY is the force that attracts everything toward the center of the earth.

This includes everything from an apple in a tree to even your own body.

ACTIVITY

As a class, complete the following experiment:



Gather materials to test how long it takes them to fall to the ground. This could include a rock, feathers, an apple or other fruit, shoes, etc.



Find a high place in your school (a stairwell) and be sure no one is walking underneath it.



Station one student at the bottom (but not under the drop site) with a stopwatch.



One at a time, drop different objects and record the time it takes to get to the ground.



After the experiment, answer the following discussion questions:

- Which objects took the shortest time to fall? The longest?
- Which objects are heavy?
- Which objects are light?
- If all objects fall at the same speed, what could have caused different ones to take longer?

TEKS

ELA (K-5).1D

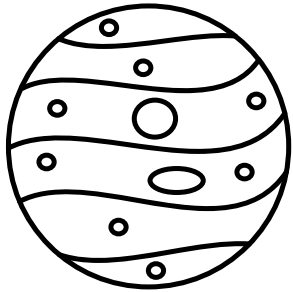
SCI (K-5).1Ai

SCI (K-5).5B

SCI (K-5).7A

PLANETS ARE OUT OF THIS WORLD!

Fill in the blanks with the correct planet name and then add some color!



R

Many astronomers believe this planet is the core of what was once a very large planet. Appears to be a huge ball of iron covered by a thin layer of rock.



U

This planet is the brightest in our Solar System and can sometimes be seen with the naked eye.




T

This planet has more exposed water than land.




M

This is the lightest of the planets. Astronomers say if there were a bathtub big enough to hold it, it would float.



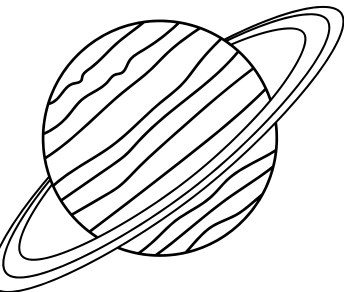
P

This planet is so large that all the other planets in the solar system could fit inside of it.




A

This is the lightest of the planets. Astronomers say if there were a bathtub big enough to hold it, it would float.



N

This planet rotates at a 97-degree angle, meaning that it rotates on its side.



E

This planet is known for its supersonic winds.

WORD BANK

MERCURY	JUPITER
VENUS	SATURN
EARTH	URANUS
MARS	NEPTUNE

Answer Key

Neptune	Uranus
Saturn	Jupiter
Mars	Earth
Venus	Mercury

TEKS

ELA (K-5).3B
 ELA (K-5).6F
 SCI (K-5).2B
 SCI (K-5).3A
 SCI (K-5).5D

ART ROCKS!

In *Schoolhouse Rock Live!* Tom took some time to focus on the positives and found his confidence. In the space below, draw a picture of yourself and write 5 positive things about you that make you feel confident!

Extension Activity:

Draw a picture of a friend or family member and write 5 positive things about them. Share it with them to spread the confidence!

TALKBACKS ROCK!



Q+A or brief discussion immediately following the performance.

At the end of the show please remain seated as the cast will lead the audience through a talk back. Talk backs provide a further shared experience about the themes woven throughout the show.

BEFORE THE SHOW

Here are the themes being addressed and some questions the cast may ask at the end of the show.

Themes in *Schoolhouse Rock Live!*

- Problem-solving tactics
- Learning through the power of music and theater
- Self Confidence
- Overcoming fears
- Celebrating Learning

Some questions you may hear are...

- At the beginning of the show, we saw Tom was nervous about his first day of teaching. Have you ever been nervous on the first day of school? (Raise your hand) **What is something that helped you when you were nervous on the first day of school?**
- In the show, you learned about lots of different subjects in the songs. **What subject or song was your favorite?**
- Everyone learns in different ways, Raise your hand if you learn best through... Music! Reading! Working with your hands! Making patterns with shapes and colors!




As you watch the show try to remember what stands out to you. You may have a question about how we did something or why we did something. We will give you the opportunity to ask some of those questions.

At Magik Theatre we seek to not only provide amazing theatrical experiences but also to educate about the artistic medium of theatre to our audiences. We look forward to seeing you at the theatre!


READING ROCKS!



Enjoy additional books connected to ideas and themes of *Schoolhouse Rock Live!*




Otto's Tales: Let's Visit the Statue of Liberty
By PragerU



Women of Valor
By PragerU




Happy in your Skin
By Erin Kakkanaad




I Can Do Hard Things: Mindful Affirmations for Kids
By Gabi Garcia



My Body, Mi cuerpo
(Bilingual Learning for Children, English & Spanish)
By Minerva Ortega



I Belong in Music
By Arnekua Jackson



Wild Symphony
By Dan Brown



The First Notes: The Story of Do, Re, Mi
By Julie Andrews and Emma Walton Hamilton

WAYS TO STAY CONNECTED!

Magik Theatre's mission is to use the power of theatre to create Magikal storytelling for children that Activates imagination, Grows young minds, and Inspires creativity and a love of learning that is the Key to a more literate future for our community.

QUESTIONS?

How to book a field trip or tour

info@magiktheatre.org

(210) 227-2751

Office Hours

Monday - Friday

9 am - 5 pm

magiktheatre.org

Support us through the State Employee and Charitable Campaign and the Local Employee Charitable Campaign by United Way of Bexar County.

Magik Theatre

420 S Alamo St

San Antonio, TX 78205

8058 Magik Theatre (local)

413031 Magik Theatre (state)

Stay connected with the latest!

Follow us on our social media



@themagiktheatre

TEKS REFERENCES:

<https://tea.texas.gov/academics/curriculum-standards/teks/texas-essential-knowledge-and-skills>

