

MAGIK THEATRE



SNOW WHITE

By Greg Banks





This resource guide outlines the following TEKS:

English Language Arts:

ELA.110.5.b.8.A

ELA.110.5.b.3

ELA 110.5.b.7.E

ELA.110.4.12.C

Health:

Health 115.5.b.8.B

Health 115.5.b.10.A

Health 115.4.b.9.B

Health 115.4.8

Fine Arts:

Fine Arts 117.113.3.AB.5

Fine Arts 117.111.C.1-2

Theatre:

Theatre 117.119.b.3

Science:

Science.112.16.b.3.A

www.MagikTheatre.org

(c) 2020 The Magik Theatre. All Rights Reserved.

MEET THE CAST AND CREW



Rosa Gardner as Snow White & Others

Rosa is more grateful than ever to be back on stage and playing such fun characters! Some favorite Magik shows include *Bunnacula* (Chester), *A Charlie Brown Christmas* (Woodstock), *Knuffle Bunny* (Trixie), *The Cat in the Hat* (Thing 2), *Schoolhouse Rock Live* (Dina), and *Willy Wonka* (Veruca). Special shoutout to her number one fan, her daughter Amelia. Thank you all for supporting local theatre!

Bobby Tschoepe as 4 & Others

Bobby is so thankful and ecstatic to be back at the Magik Theatre! Past Magik credits include *Bunnacula* (Harold), *Tiny Tim's Christmas Carol* (Bookseller), *Willy Wonka* (Mike Teavee), and *The Cat in the Hat* (Boy). Favorite roles in the SA/Austin area include: *The Little Mermaid* (Jetsam), *Shrek the Musical* (Pinocchio), and *Newsies* (Crutchie). Bobby currently lives in New Braunfels and works for Christian Youth Theater SA-NB (#findyourcharacter) where he directs, teaches, and serves as Artistic Director. He is so thankful to the team at Magik for creating opportunities to tell stories in a time where it is desperately needed! Much love and thanks to his family and friends for their support. Psalm 91



MEET THE CAST AND CREW

Directed by

Anthony Runfola

Scenic Designer

Chris Boneta

Costume Designer

Susie Hamilton

Lighting Designer

Shannon Bishop

Property Master

Lucian Hernandez

Stage Manager

Rebecca J. Simons

Technical Director

Pat Smith

Music Composer

Darrin Newhardt

Resource Guide

Abby Magin



"WE CAN TELL THE STORY ON OUR OWN!"



Theatre 117.119.b.2

Below is a monologue inspired by *Snow White*. A monologue is a speech given by 1 actor or actress. When practicing and performing, make sure to think about the space around you and movements you could add to the piece.

**"Don't be fooled by those branches and
brambles. They are witches arms, the twigs
their fingers. They reach out for you, grab
you, tighten round you so you can't get away
from the monsters. If you do get away, there
are all kinds of other vicious beasts and
birds, ugh! Birds, filthy little vermin with their
nasty claws, dirty little beaks, just waiting to
poop on your head. It's terrifying out there.
So, you stay within the castle walls where I
can keep an eye on you. Look after you."**



WORDS OF THE WOODS!

ELA 110.5.B.3



Wander (verb): To walk without a destination in mind.



Faint (verb): To pass out for a short period of time.



Precious (adj): A word to describe something valuable.



Knight (noun): A soldier in service to a prince or princess.

Use these words from Snow White to write your own story.



TRANSFORM THE COAL, THAT'S THE GOAL!

Health 115.5.b.8.B



In partners, look at this piece of the dwarves' coal. Sometimes this is how we feel, hard and cold on the inside. However, we have the chance to transform!

Discuss how you could transform this piece of coal. Use your imagination and your art skills to create something new. Make sure to include the shape of the coal into your design!


FAIRY TALES FROM OTHER CULTURES





Dona Flor
by Pat Mora
PK-1st



Hansel and Gretel
by Rachel Isadora
2nd-3rd




Forest of a Thousand Lanterns
by Julie C. Dao
4th-6th



APPRECIATION APPLES

Health 115.4.b.10.A

Snow White is thankful to the dwarfs for giving her a home. Think about someone who you appreciate. Cut out and give your Appreciation Apple to them to let them know you are thankful for them! This could be a friend, a family member, or a teacher.



THERE'S MORE TO THE STORY!

ELA 110.5.b.8.A

The Importance of...

FRIENDSHIP

The Importance of...


STICKING UP

FOR OTHERS

The Importance of...

BEING KIND

What else did you learn?



4

FOUR FRIENDLY FACTS

Health 115.4.8

Did you know that there are 4 ways that you can be a good friend? Read the facts below and discuss as a group how you can implement these ideas. In order to be a good friend, you must:

1 BE KIND

2 LISTEN

3 OPEN UP

4 BE TRUSTWORTHY

#FRIENDSHIPGOALS

ELA 110.5.B.7E

Think about a time when you were with your best friend. How did this time effect your friendship? Set a timer for 10 minutes and write about it!

Make sure to follow the free writing rules!

1 BE CREATIVE

2 BE DESCRIPTIVE

3 DON'T STOP

4 THERE ARE NO BAD IDEAS





Theatre 117.119.b.3

Below is a scene from Snow White. In groups of 4, decide who is going to play what part. Rehearse this scene and perform for the rest of your class! This can even be done virtually! Be creative and remember to follow the stage directions (Stage Directions are in parentheses).

Snow White: She died when I was really little.

4: (To the audience) The room filled with sniffles.

6: Firstly, that is sad and secondly its really, really sad.

5: Yeah it is, (starts crying a lot)it really really is.

4: (To the audience) Even I was dabbing at my eyes with a hanky (Back in the scene, blows his nose). Where's your dad?

Snow White: (Talking to the audience) Then I told them the whole story.

6: (big eyed)....and you can never go back?

5: (gasps) And your stepmother wanted to hurt you?

Snow White: (nodding) That's what the huntsman said.





THE QUEEN'S POISONED APPLE

Science 112.16.b.3.A

SUPPLIES LIST:

- An Apple
- Red or Green Food Coloring
- Dish Soap (Apple scented for extra flair)
- 1-2 Tbsp of Baking Soda
- 2-3 cups of Vinegar
- Tray
- Melon Baller

PROCEDURES:

Step 1: Make a Hypothesis

Step 2: Cut a hole in top of apple (A melon baller works great for this!)

Step 3: In a separate container, mix dish soap, vinegar, and food coloring.

Step 4: Put carved apples on the tray

Step 5: Pour mixture into the top of the apple

Step 6: Watch and document what happens!

Step 7: Form a conclusion



SNOW WHITE'S SCAVENGER HUNT

Health 115.4.b.9.B

Read students this list of feel-good activities for them to complete. Tell students that they have the whole day to complete the tasks. Explain how important it is to make sure others feel appreciated.

☐

Smile at someone in the hallway or on Zoom

☐

Thank a custodian

☐

Thank your favorite specials teacher

☐

Give a compliment

☐


Invite someone new to sit with you at lunch

**WE LEFT YOU IN AWE,
NOW IT'S TIME TO
DRAW!**

Fine Arts 117.113.3AB:117.111.C 1-2

What was your favorite moment from the play? Draw that moment on a separate sheet of paper, remembering as much detail as you can about the scene.

Who was there? What colors do you remember? What did their costumes look like? What did the set look like? Add lots of detail!



WE WANT TO HEAR FROM YOU!

ELA 110.4.12.C

Do you have a favorite character from the play? Write the actor a letter. What should you include? Maybe.... Thank them for their performance. Ask any questions you may have. Tell them your favorite part of the show! If you send in your artwork, it could be featured on our

Facebook page!

Send your letter to:

Your Name

Your Street

Your City, State & Zip Code



Snow White and 4
c/o The Magik Theatre
420 S Alamo St
San Antonio, TX 78205

KEEP THE MAGIK GOING!

Have a professional Teaching Artist visit your classroom, in person or virtually, to deliver a TEKS based lesson in fine arts and related core subjects.

Reach out to
info@magiktheatre.org
to set up a lesson time.

MAGIK  THEATRE