



Ella Enchanted: The Musical

*Book by Karen Zacarías,
Music by Deborah Wicks La Puma*

Adapted from the book by Gail Carson Levine

Classroom Guide Kindergarten - Grade 1

Guide content © copyright 2019 by The Magik Theatre. Available free of charge for educational use only. May not be republished or sold without express written permission.

How to Use This Guide

This classroom guide for *Ella Enchanted* is designed for Texas students in Kindergarten and Grade 1. It offers activities to help you integrate a performance of *Ella Enchanted* into English language arts (ELA), mathematics, science, social studies, music, art, and theatre curricula.

All activities in this guide are linked to Texas Essential Knowledge and Skills (TEKS) content standards.

For students outside Texas, this guide's ELA and math activities also are linked to Common Core standards. At the back of this guide, you will find a list of the guide activities and their related Texas and Common Core standards.

Table of Contents

Theatre

1: Discussion Questions	3
-----------------------------------	---

English Language Arts

2: Magik Must Reads	4
3: Write and Illustrate Your Own Story	5

Mathematics

4: Picture Problems	6
-------------------------------	---

Science

5: Speak Up	7
-----------------------	---

Social Studies

6: The Family Photo.	8
------------------------------	---

Art

7: Magic Wand	9
-------------------------	---

Music

8: Exploring Music	10
------------------------------	----

Appendix

Activity Content Standards	11
--------------------------------------	----

1: Discussion Questions

Before the Performance

Ella Enchanted is a stage play. What is a stage play?

- How is a play similar to a TV show or movie?
- How is it different?

Who performs the parts (roles) in a play?

- What kinds of skills do you think performers need to have to perform in plays?
- Who else works on plays? (Remember: you may not see them on stage!)

The play is based on a book written by Gail Caron Levine

- Have you read *Ella Enchanted* as a class or by yourself?
 - Based on what you read, what do you think may happen in the play?

During the Performance

When you watch a play, you are a member of the audience. What kinds of things should you do as an audience member? Examples:

- Pay attention
- Laugh when something funny happens
- Clap if you enjoy something

What kinds of things should you *not* do as an audience member? Examples:

- Talk to your neighbor
- Use a cell phone during the performance
- Yell at the actors (unless they ask you to!)

After the Performance

What did you think of the play?

- If you read *Ella Enchanted* beforehand, how was the play similar to the book?
- How was it different?

Describe the performers in the play.

- What did they do to make their characters special (different from the other characters)?
- How did they use their bodies to play their characters (using voice, movement, etc)?
- Did you see anyone else who worked on the play besides the performers on stage?

Describe the characters' costumes.

- What did each character's costume tell you about that character?
- Did any of the performers change costumes?
 - If so, why do you think they needed to change costumes?

Describe the set of the play.

- Did it have a lot of locations?
- Did it look like a place you've been to before?
- How did different lighting change how the set looked for different scenes?

Did the play have music in it?

- If so, was it only in the background, or did it help tell the story?
- What instruments did you hear in the music?

If you were going to direct *Ella Enchanted*, how would your production be different than the play you saw by Magik?

2: Magik Must Reads

For each of our main stage productions at The Magik Theatre, we choose a theme related to the show. Then we create a list of Magik Must-Reads on that theme.

The reading theme for Ella Enchanted is Individualism .
The Magik Must-Reads (Grade Pre-K Grade 1) are:

A Color of His Own by Leo Lionni

The Story of Ferdinand -by Munro Leaf

Giraffes Can't Dance by Giles Andreae

A Bad Case of the Stripes by David Shannon

Read them as a class or let students choose two or more to read. Then use these questions for discussion or book reports:

Theme

- How did the theme of Unlikely Friendships show in each book? Explain.

Setting

- Describe the settings of each book.
- What details can you remember?
- Were the settings similar to a place you know or a place you've visited?
- How were the settings similar to each other? How were they different?
- How were the settings related to the theme of Unlikely Friendships? Explain.

Characters

- Who were the main characters of each book?
- Did any characters show up in more than one book?
- Were the characters of one book similar another book's characters in any other ways?

Plot

- What did the main characters of the books want most?
- Did anyone or anything stand between the main characters and their goals?
- Did the main characters get what they wanted? How?
- How were the plots of the books similar? How were they different?

3: Illustrate Your Own Story

In Ella Enchanted, Ella has to break her curse and learn how to make her own decisions. Think about a time when you had to make a tough decision. In the space below draw a picture about that time to illustrate your story.




Answer these questions as you illustrate your story:

- Who is your main character?
- Who are your other characters (if any)?
- What does your main character want?
- What is keeping your main character from what he or she wants?
- How does your main character tackle the problem?
- How does your story end?
- Did your main character learn anything?

In the space below, draw a picture to illustrate your story.

A large, empty rectangular box with a thin black border, intended for a student to draw a picture illustrating their story.

4: Picture Problems



5: Speak Up

In Ella Enchanted, Ella learns how to speak up make her own voice heard. When we make our voices heard we produce sounds that travel though the air. In this experiment we will learn about how sound travels.

Supplies Needed:

- Tissue paper
- String
- Tape or Glue
- Speaker

Step by Step Process:

Step 1- Tape or glue the piece of string to the tissue paper.

Step 2- Hold the tissue paper in front of the speaker.

Step 3- Turn on the music and watch what happens to the tissue paper.

Step 4- Repeat with different volumes and different types of music. Observe how the tissue moves differently with different types of sound waves.

Picture Example:



6: The Family Photo

In *Ella Enchanted*, Ella's family expect that she will be obedient because of her gift. Different families from different times, places and cultures have different expectations for each other. Today we will learn about the similarities and differences between your family and the families of the other students in your class.

With the help of your family, find a picture of your grandparents, or your great grandparents, or as old a relative as you can find photographs of, and bring it to share with the class. Feel free to bring more than one photograph if you find one, and talk to your family about what they know about the people in the pictures.

Discussion Questions:

- Talk about the picture you brought:
- How old is this picture?
- Who is in the picture?
- How are they related to you and your family?
- What are some rules or expectations the people in the photo have for each other?
- Why do you think your family has the rules and expectations that they do?
- What makes the rules and expectations in your family different from those of the other students in your class?
- How does your culture affect your family's rules and expectations?
- How does your location affect your family's rules and expectations?
- How might the rules for your grandparents have been different when they were your age?

7: Magic Wand

In *Ella Enchanted: The Musical*, Ella is given the “gift” of obedience by her fairy godmother who uses her magic wand. In this craft you will make a magic wand of your own.

Supplies Needed:

- Popsicle sticks
- Ribbon (assorted colors)
- Cardboard (pre-cut into star shapes)
- Glue
- Glitter (optional)
- Construction paper
- Scissors

Step by Step Process:

Step 1- Give each child two cardboard star shapes.

Step 2- Have each child trace their cardboard star shapes on to construction paper in the color of their choice and cut them out.

Step 3- Glue each construction paper star to a cardboard star.

Step 4- Glue the popsicle stick in between the two cardboard stars with the construction paper side facing out.

Step 5- Cut out three strands of ribbon in the color of your choice. Tie these ribbons around the popsicle stick.

Step 6- (Optional) Decorate your wand with glitter.

Picture Example:



8: Exploring Music

In *Ella Enchanted*, Ella always has to follow instructions because of her “gift” of obedience. Listen to the directions in this song and think about how it would make you feel if you were in Ella’s position.

To the tune of “If You’re Happy and You Know It”

If you have a gift like Ella’s clap your hands,
If you have a gift like Ella’s clap your hands ,
If you have a gift like Ella’s you’re a pretty unhappy fella
If you have a gift like Ella’s clap your hands!

If you have a gift like Ella’s stomp your feet ,
If you have a gift like Ella’s stomp your feet
If you have a gift like Ella’s you’re a pretty unhappy fella
If you have a gift like Ella’s stomp your feet!

(Repeat as many times as necessary with other actions)

Examples of other actions:

Stomp your feet
Hop on one foot
Jump up and down
Nod your head
Turn around
Cross your arms
Tap your foot
Cry a tear
Laugh out loud

TEXAS

Kindergarten

<u>Activity</u>	<u>Standard(s)</u>
1	Fine Arts 117.4.b.5
2	ELA 110.11.b.5
3	ELA 110.11.b.13-14
4	Math 111.12.b.1, 3-4
5	Science 112.11.b.9
6	Soc Studies 113.11.b.6-7
7	Fine Arts 117.2.b.1-2, 4
8	Fine Arts 117.3.b.1-2, 4

Grade 1

<u>Activity</u>	<u>Standard(s)</u>
1	Fine Arts 117.7.b.5
2	ELA 110.12.b.6
3	ELA 110.12.b.17-18
4	Math 111.13.b.1-3
5	Science 112.12.b.9
6	Soc Studies 113.12.b.7, 9
7	Fine Arts 117.5.b.1-2, 4
8	Fine Arts 117.6.b.1-2, 4

COMMON CORE

Kindergarten

<u>Activity</u>	<u>Standard(s)</u>
2	ELA L.K.1
3	ELA W.K.3
4	Math K.OA.1-2

Grade 1

<u>Activity</u>	<u>Standard(s)</u>
2	ELA L.1.1
3	ELA W.1.3
4	Math 1.OA.1-2, 5, 7-8