



RIKKI TIKKI TAVI & OTHER “JUST SO” STORIES

Based on “Just So Stories” by Rudyard Kipling
Adapted by Christina Calvit & Meryl Friedman

Classroom Guide Grades K - 1

Guide content © copyright 2017 by The Magik Theatre. Available free of charge for educational use only. May not be republished or sold without express written permission.

How to Use This Guide

This classroom guide for *Rikki Tikki Tavi and Other “Just So” Stories* is designed for Texas students in Grades K and 1. It offers activities to help you integrate a performance of *Rikki Tikki Tavi and Other “Just So” Stories* into English language arts (ELA), mathematics, science, social studies, music, art, and theatre curricula.

All activities in this guide are linked to Texas Essential Knowledge and Skills (TEKS) content standards.

For students outside Texas, this guide’s ELA and math activities also are linked to Common Core standards. At the back of this guide, you will find a list of the guide activities and their related Texas and Common Core standards.

Table of Contents

Theatre

1: Discussion Questions 3

English Language Arts

2: Magik Must Reads 4

3: Write and Illustrate Your Own Story 5

Mathematics

4: Picture Problems 6

Science

5: Loco-What? 7

Social Studies

6: What’s In India? 8

Art

7: Super Serpents! 9

Music

8: Lullaby 10

Appendix

Activity Content Standards 11

1: Discussion Questions

Before the Performance

Rikki Tikki Tavi is a stage play. What is a stage play?

- How is a play similar to a TV show or movie?
- How is it different?

Who performs the parts (roles) in a play?

- What kinds of skills do you think performers need to have to perform in plays?
- Who else works on plays? (Remember: you may not see them on stage!)

The play is based on a story called *Rikki Tikki Tavi*.

- Have you read *Rikki Tikki Tavi* as a class or by yourself?
 - Based on what you read, what do you think may happen in the play?

During the Performance

When you watch a play, you are a member of the audience. What kinds of things should you do as an audience member? Examples:

- Pay attention
- Laugh when something funny happens
- Clap if you enjoy something

What kinds of things should you *not* do as an audience member? Examples:

- Talk to your neighbor
- Use a cell phone during the performance
- Yell at the actors (unless they ask you to!)

After the Performance

What did you think of the play?

- If you read *Rikki Tikki Tavi* beforehand, how was the play similar to the book?
- How was it different?

Describe the performers in the play.

- What did they do to make their characters special (different from the other characters)?
- How did they use their bodies to play their characters (using voice, movement, etc.)?
- Did you see anyone else who worked on the play besides the performers on stage?

Describe the characters' costumes.

- What did each character's costume tell you about that character?
- Did any of the performers change costumes?
 - If so, why do you think they needed to change costumes?

Describe the set of the play.

- Did it have a lot of locations?
- Did it look like a place you've been to before?
- How did different lighting change how the set looked for different scenes?

Did the play have music in it?

- If so, was it only in the background, or did it help tell the story?
- What instruments did you hear in the music?

If you were going to direct *Rikki Tikki Tavi* how would your production be different than the play you saw by Magik?

2: Magik Must-Reads

For each of our main stage productions at The Magik Theatre, we choose a theme related to the show. Then we create a list of Magik Must-Reads on that theme.

The reading theme for *Rikki Tikki Tavi* is the Moral of the Story.

The Magik Must-Reads (Grade K - Grade 1) are:

How Tiger Got His Stripes: A Folktale from Vietnam by Rob Cleveland

Why The Sky is Far Away: A Nigerian Folktale by Mary-Joan Gerson

Jabuti the Tortoise: A Trickster Tale from the Amazon by Gerald McDermott

How the Stars Fell into the Sky: a Navajo Legend by Jerrie Oughton

Read them as a class or let students choose two or more to read. Then use these questions for discussion or book reports:

Theme

How did the theme of the Moral of the Story show in each book? Explain.

Setting

Describe the settings of each book.

- What details can you remember?
- Were the settings similar to a place you know or a place you've visited?

How were the settings similar to each other? How were they different?

How were the settings related to the theme of the Moral of the Story? Explain.

Characters

Who were the main characters of each book?

Did any characters show up in more than one book?

Were the characters of one book similar another book's characters in any other ways?

Plot

What did the main characters of the books want most?

Did anyone or anything stand between the main characters and their goals?

Did the main characters get what they wanted? How?

How were the plots of the books similar? How were they different?

3: Write and Illustrate Your Own Story

In *Rikki Tikki Tavi*, Rikki defends a family against a cobra out for revenge. As a class, make a picture book about a character who helps others, even when it is hard. Have everyone draw one picture from the story you create. When you are done, put the pictures together to make your very own book.



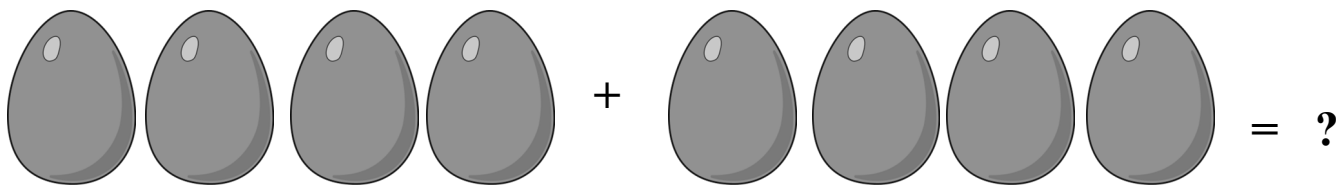
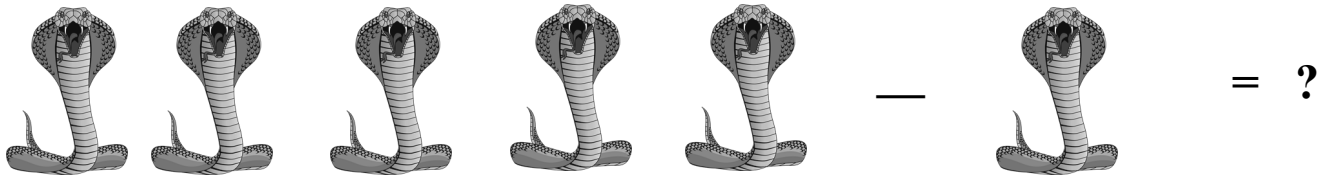

Answer these questions as you write your story:

- Who is your main character?
- Who are your other characters (if any)?
- What does your main character want?
- What is keeping your main character from what he or she wants?
- How does your main character tackle the problem?
- How does your story end?
- Did your main character learn anything?

In the space below, draw a picture to illustrate your story.




4: Picture Problems



5: Loco-What?

In the play *Rikki Tikki Tavi*, the audience saw lots of different animals locomoting. **Locomotion** is a fancy word for movement. Some animals can locomote in more than one way. For example, crocodiles can walk on land and swim through water. How animals locomote is usually related to what appendages they have: walking animals have legs, flying animals have wings, swimming animals have fins, etc. Answer the following questions about locomotion.

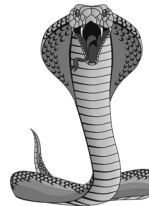
1) How do elephants locomote?



2) How do tailor birds locomote?




3) How do cobras locomote?



4) How do moles locomote?



5) How do fish locomote?



6) Name at least two animals and their primary method of locomotion.

1) _____

2) _____

6: What's In India?

India is a foreign nation that lies right below China on a map. This culture is different than American culture in the things they eat, what clothes they traditionally wear, and many more ways! As a class, research at least five foods that are more commonly eaten in India. Then research to find at least four clothing items more commonly worn there. How are these foods similar or different to those of your own?

Food

- 1) _____
- 2) _____
- 3) _____
- 4) _____
- 5) _____



Clothes

- 1) _____
- 2) _____
- 3) _____
- 4) _____



7: Super Serpents!


In *Rikki Tikki Tavi*, Rikki had to battle a fierce nemesis in the form of a snake to protect the boy and his mother. In this art project, you will design your own snake out of paper.

Materials

- Construction paper
- Scissors
- Stapler
- Things to decorate the snake (glitter, markers, etc.)
- Googly eyes (optional)

Procedure

- 1) Cut 2 pieces of construction paper horizontally into strips that are 3 fingers wide
- 2) Form the strip into an O and staple the ends together so it holds the shape
- 3) With another strip of paper form the O inside of the other O so it creates a chainlike bond.
- 4) Repeat until all strips are gone.
- 5) Decorate your snake
- 6) Watch your snake come to life!



8: Lullaby

In *Rikki Tikki Tavi*, the mother loves her little boy very much. Write a song that you think the mother would sing to the little boy when he was going to sleep. It could be a long or short song, as long it has lyrics and a melody. The song must incorporate the mention of some of the animals seen throughout the play!

TITLE: _____

Blank lined area for writing the lullaby lyrics and melody.

TEXAS

Kindergarten

<u>Activity</u>	<u>Standard(s)</u>
1	Fine Arts 117.4.b.5
2	ELA 110.11.b.5
3	ELA 110.11.b.13-14
4	Math 111.12.b.1, 3-4
5	Science 112.11.a.4.A-B; 112.11.b.2.B-E; 112.11.b.4.A,B
6	Soc Studies 113.11.b.2-3, 14-15; ELA 110.11.b.13, 15
7	Fine Arts 117.2.b.1-2, 4
8	Fine Arts 117.3.b.1-2, 4

Grade 1

<u>Activity</u>	<u>Standard(s)</u>
1	Fine Arts 117.7.b.5
2	ELA 110.12.b.6
3	ELA 110.12.b.17-18
4	Math 111.13.b.1-3
5	Science 112.12.a.4.A-B; 112.12.b.1.A-B; 112.12.b.2.A-E; 112.12.b.4.A-B
6	Soc Studies 113.12.b.17.A-C; 113.12.b.18.A-B; 113.12.b.19.A-B
7	Fine Arts 117.5.b.1-2, 4
8	Fine Arts 117.6.b.1-2, 4

COMMON CORE

Kindergarten

<u>Activity</u>	<u>Standard(s)</u>
2	ELA L.K.1
3	ELA W.K.3
4	Math K.OA.1-2

Grade 1

<u>Activity</u>	<u>Standard(s)</u>
2	ELA L.1.1
3	ELA W.1.3
4	Math 1.OA.1-2, 5, 7-8